


HOLY WEEK 2026

MYOCN

PEW PALS



## Walking with Christ through Holy Week

Each day, we take one step closer to the journey of the Resurrection.

Throughout the week, families will build a **Resurrection Garden** - a small scene representing Christ's tomb that will be completed and opened on Pascha. Follow the daily "Craft Step" listed each day.

**Materials** (gather at the beginning of the week):

- A shallow box or tray
- Dirt or sand
- Small rocks/pebbles
- A small cup or flower pot (for the tomb)
- Moss, grass, or greenery
- Popsicle sticks or Small Twigs
- Glue/tape
- Cloth or paper



## Family Homework

- **Attend Holy Week Services Together**
- **Participate in the Services, be an altar server, help in the narthex, read, chant, attend a Holy Week Retreat**
- **Do one act of love each day**

## Memory Verse

**"Christ is Risen from the dead, trampling down death by death."**

# JOURNEY TO PASCA

## Lazarus Saturday

### Scripture: John 11:1-45

Jesus Brings Life - **Jesus raised Lazarus from the dead to show that He has power over death. This miracle reminds us that something even greater is coming—His Resurrection!**

### Reflection Question:

Have you ever seen something that made you feel amazed at God's power?

### Activity:

- Make palm branches from paper (get ready for tomorrow!)

### Craft Step:

- Build the base of your garden - Fill a shallow box or tray with dirt and shape a small hill in the middle.



## Palm Sunday

### Scripture: John 12:12-18

Welcoming Jesus as King - **Jesus enters Jerusalem and the people shout "Hosanna!" They thought He would be an earthly king—but Jesus came to save hearts.**

### Reflection Question:

How can we welcome Jesus into our hearts this week?

### Activity:

- Family procession around the house (or at church) with palms singing "Hosanna!"

### Craft Step:

- Add greenery or grass to your garden overing the dirt. You may also use grass seeds if you would like have your garden grow.

## Holy Monday

### Scripture: Matthew 21:18-22

Bearing good fruit - **Jesus teaches us that our lives should be full of good fruit—kindness, love, and faith.**

### Reflection:

What is one "good fruit" you can grow this week?

### Activity:

- Write one good deed on a paper decorated with fruit or shaped like a fruit and hang it somewhere visible

### Craft Step:

- Add a small path of stones leading to where the tomb will be

## Holy Tuesday

### Scripture: Parable of the Ten Virgins (Matthew 25:1-13)

Being Ready for Christ - **We must always be ready for Jesus by loving Him and living faithfully.**

### Reflection:

What helps you stay close to God?

### Activity:

- Light a candle and say a short family prayer together

### Craft Step:

- Find some small figurines or draw a picture of the people at the tomb, the guards and the Myrrh Bearing Women

## Holy Wednesday

### Scripture: The anointing of Jesus (Matthew 26:6-13)

Love and Repentance - **A woman showed her love for Jesus with a beautiful gift. Jesus loves when we turn back to Him with our whole heart.**

#### Reflection:

How can you show love to Jesus today?

#### Activity:

- Do a secret act of kindness for someone

#### Craft Step:

- Add flowers to your garden (real or paper)



## Holy Thursday

### Scripture: Matthew 26:26-28

The Last Supper and Humility - **Jesus gave us Holy Communion and showed humility by washing His disciples' feet.**

#### Reflection:

How can you serve others like Jesus did?

#### Activity:

- Family "service challenge": help with a chore joyfully

#### Craft Step:

- Place the small cup or flowerpot on its side in the garden, this is the tomb.



## Holy Friday

### Scripture: Matthew 27

The Cross and Sacrifice - **Jesus died on the Cross because He loves us so much. This is a solemn and quiet day.**

#### Reflection:



Why is Jesus' sacrifice so important?

#### Activity:

- Quiet time: draw a picture of the Cross

#### Craft Step:

- Use the Popsicle sticks or small twigs to make three crosses from sticks and place them on the dirt hill.



# Holy Saturday

**Scripture: Matthew 27:57–66**

Waiting in Hope – **Jesus’ body was placed in the tomb. It feels quiet and sad—but hope is coming.**

**Reflection:**

Have you ever waited for something special?

**Activity:**

- Prepare Pascha baskets or and preparations for your Pascha Feast

**Craft Step:**

- Cover the opening to your tomb with a small stone
- Place a small piece of cloth inside this is representing Christ

## Pascha Sunday

**Scripture: Matthew 28:1–10**

**Christ is Risen! Death is defeated, and joy fills the world!**

**Reflection:**

How does the Resurrection bring joy to your life?

**Activity:**

- Greet each other: “Christ is Risen!” / “Truly He is Risen!”
- Celebrate with family

**Craft Completion:**

- Roll the stone away and remove the cloth. “He is not here: for he is risen” Matthew 28:6



## Family Table Discussion

**What part of Holy Week stood out to you the most?**

**When did you feel closest to Jesus this week?**

**What does “new life” mean to you?**

**CHRIST IS RISEN!  
TRULY HE IS RISEN!**